



# USER MANUAL

---

## FOREARM WALKER



Thank you for choosing the **Forearm Walker**.

This product has been specifically designed to offer comfort, support and safety. The 'Aspire Forearm Walker' is suitable for **indoor use only** and provides stable support for those with limited hand or wrist strength.

**It is important that you read this user manual carefully before using your new forearm walker.**

## TABLE OF CONTENTS

1. Product Specifications _____	<b>4</b>
2. Components & Features _____	<b>4</b>
3. Instructions for Use _____	<b>5</b>
4. Care & Maintenance _____	<b>6</b>
5. Warnings _____	<b>6</b>
6. Compliance _____	<b>6</b>
7. Warranty _____	<b>7</b>
8. Service Maintenance & Customisation _____	<b>7</b>

# 1. PRODUCT SPECIFICATIONS

## FOREARM WALKER



FOREARM PAD HEIGHT	OVERALL LENGTH	OVERALL WIDTH	FOLDED LENGTH	BRAKE HANDLE LENGTH	WHEEL SIZE	TOTAL WEIGHT	S.W.L
1010 - 1200 mm	790 mm	640 mm	280 mm	450 - 520 mm	7.5"	16 kg	180 kg

# 2. COMPONENTS & FEATURES



## FOREARM WALKER

Adjustable forearm that allow users to adjust the depth and height to suit their comfort needs	Power coated steel construction, for easy wipe-clean surfaces
Suitable for users who have limited hand or wrist strength but can weight bear through forearms	Easy folding mechanism facilitates storage and transportation
Adjustable soft padded gutter arms	Swiveling front castor wheels increase manoeuvrability
Height adjustable forearm supports to suit a large range of users	7.5" solid, puncture-proof wheels provide increased manoeuvrability over various surfaces

# 3. INSTRUCTIONS FOR USE

## 3.1 HAND BRAKE OPERATION

Do not use the Forearm Walker if the brake function is not working properly.

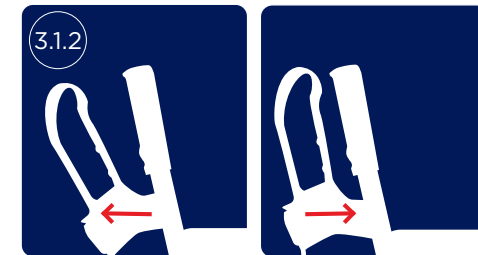
### 3.1.1 Engage Hand Brake

- Pull the brake lever towards the handle bar to apply brakes.
- Release the brake lever from the handle brake to release the brakes.



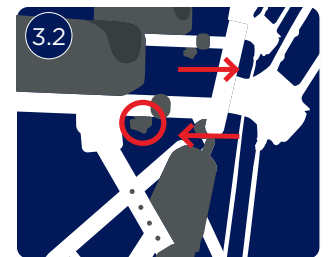
### 3.1.2 Lock Hand Brake

- Apply the brake lever by pushing outwards until a noticeable "Click" sound is heard, the brake is now locked.
- To release brake lock, pull the lever towards the handle bar.



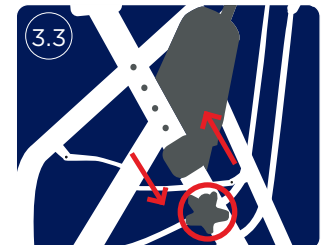
## 3.2 FOREARM DEPTH ADJUSTMENT

- To adjust the depth of the forearm walker turn the hand wheel knob (circled) anti-clockwise to loosen the frame and adjust according to user requirement.
- Once desired depth is adjusted tighten the hand wheel knob (circled) clockwise to tighten.



## 3.3 HANDLE HEIGHT ADJUSTMENT

- To adjust the height of the forearm walker turn the hand wheel knob (circled) anti-clockwise to loosen the frame and adjust according to user requirement.
- Once desired height is adjusted tighten the hand wheel knob (circled) clockwise to tighten.



## 4. CARE & MAINTENANCE

---

### MAINTENANCE SCHEDULE

---

Weekly	Periodically	Yearly	Serviceable Components
<ul style="list-style-type: none"><li>• Check brakes for malfunction</li><li>• Check all wheels and castors for loose bolts &amp; nuts</li></ul>	<ul style="list-style-type: none"><li>• Check handgrips for wear</li><li>• Check frame bolts are secure</li><li>• Check folding hinge bolts are secure</li><li>• Check front and rear axle bolts are secure</li><li>• Check for wear or cracks</li><li>• Check wheels for splitting or damage</li><li>• Check forearm gutter for wear</li></ul>	<ul style="list-style-type: none"><li>• Once a year take your forearm walker to an authorised repairer for a full check, clean, service and lubrication of all moving parts</li></ul>	<ul style="list-style-type: none"><li>• Wheels</li><li>• Hand grips</li><li>• Brake Cables</li><li>• Forearm Gutter</li><li>• Brake Handles</li><li>• Bearings</li><li>• Bolts and Nuts</li></ul>

## 5. WARNINGS

---

1. Safe Working Load (SWL) is 180kg.
2. Seek advice from a trained health care professional or approved Aspire retailer representative for height adjustment of this product.
3. Do NOT use in place of a wheelchair or patient transport device.
4. Do NOT attempt to replace the wheels or castors of your Forearm Walker. If they are faulty or require replacement please contact an authorised repairer.
5. For indoor use only.

## 6. COMPLIANCE

---

Aspire Forearm Walkers are manufactured to strict quality control standards.

As part of Australian Standards compliance, safety stickers are located on the frame of this Walker. Please ensure that you familiarise yourself with these prior to use.

This product complies with Australian Standards **ISO11334.1:2007**. As the importer of this product, Aidacare maintains records of all testing reports and compliance certificates. All testing was completed by Novitatech.

Novitatech is an independent NATA accredited laboratory and is widely acknowledged as the leading provider of safety testing services for Walkers and mobility products in Australia.

## 7. WARRANTY

---

Aidacare provides a 12 month warranty subject to reasonable wear and tear. Aidacare is bound by Australian Consumer Law in respect to "Warranty Against Defects" on this product. A copy of the Aidacare "Warranty Against Defects" Statement is available on our homepage ([www.aidacare.com.au](http://www.aidacare.com.au)). Any contact pertaining to warranty matters should be directed to Aidacare Customer Service on 1300 133 120 where support will be provided.

Should any part of the Walker break, fatigue or show defects due to manufacturing issues or error, Aidacare will replace the affected components free of charge and reserves the right to replace the entire walker should this be more economical for Aidacare. All warranties are back to base, which requires the user to return the walker or the affected part to an Aidacare Service Centre. For the location of your nearest service centre call 1300 133 120.

For all warranty claims, proof of purchase must be provided by the customer. Aidacare warranty does not cover any product or component damaged or broken due to neglect or misuse. Aidacare does not honor this warranty for any product that has been modified from its original state. Aidacare will bear no freight costs for the return of any items under warranty.

The suggested service period for all Walkers is every 12 months.

## 8. SERVICE MAINTENANCE & CUSTOMISATION

---

To arrange a service or customisation for your walker, please call Aidacare on 1300 133 120.



**MANUFACTURED AND IMPORTED BY:**

AIDACARE PTY LTD.

Building 3A, 1 Moorebank Avenue,

Moorebank NSW Australia 2170

1300 133 120 | [www.aspirecare.com.au](http://www.aspirecare.com.au)

Made in PRC